












Suzuki

Photo	Description	Photo	Description
	Suits Model: SXR1000		Rear Pads Suits Models: GSXR250/400 BANDIT 250/400/1200 GSXR600/750 (1998-2000) GSXR 1300
B-01S		B-02S	
	Rear Pads Suits Models: SKYWAVE 250 (1998-2000) SKYWAVE 400 (2002-2004)		Clutch Linings 6 Linings Fits Models: BANDIT 250/400 GSX 250/400
B-03S		CL-01S	
	Magneto Cover Alloy Chrome Incl SS Bolts Fits Model: GSX-R1000 (1995-1996)		Magneto Cover Alloy Chrome Incl SS Bolts Fits Model: GSX-R 1000 (2003-2004)
CV-01S		CV-02S	
	CNC Machine Billet Alloy & SS Hardware Fits Models: GSX-R 600/750 (2006-2008) GSX-R 1000 (2005-2006) Colour: Silver & Black		CNC Machine Billet Alloy & SSHardware Fits Model: GSX-R1000 (2007-2008) Colour: Silver & Black
LEV-01S		LEV-02S	
	LEV-03S	CNC Machine Billet Alloy & SSHardware Fits Models: TL1000 (1998-2003) SV1000 (2003-2007) BANDIT1200 (2001-2006) HAYABUSA (1999-2007) GSX1400 (2001-2007) Colour: Silver & Blue	

Suzuki

Photo	Description	Photo	Description
	<p>Foot Peg Set/Rear Fits Models: Bandit GSX-R</p>		<p>Foot Peg Set /Front Fits Model: GSX-R 600-750</p>
<p>PEG-01S</p>		<p>PEG-02S</p>	